









1. THESE DRAWINGS ARE THE SOLE PROPERTY OF HUNTER DOUGLAS ARCHITECTURAL AND MAY NOT BE USED OR DUPLICATED WITHOUT WRITTEN CONSENT FROM HUNTER DOUGLAS. HUNTER DOUGLAS ARCHITECTURAL ASSUMES NO RESPONSIBILITY FOR WORK AND/OR ERRORS INCURRED BY OTHER TRADES THROUGH THE USE OF THESE DRAWINGS.

**3. STANDARD CONSTRUCTION TOLERANCES
APPLICABLE UNLESS OTHERWISE NOTED.**

1. WHEN STAMPED "APPROVED", THESE SHOP DRAWINGS SHALL BE DEEMED A CORRECT AND ACCURATE INTERPRETATION OF THE SCOPE OF WORK AND PROJECT REQUIREMENTS FOR HUNTER DOUGLAS ARCHITECTURAL. SUCH APPROVAL SHALL CONSTITUTE AUTHORIZATION TO PROCEED WITH SHOP FABRICATION OF ALL MATERIALS IDENTIFIED HEREIN.

2. HUNTER DOUGLAS ARCHITECTURAL WILL MANUFACTURE ITS MATERIALS FROM DIMENSIONS AND TOLERANCES INDICATED ON ITS APPROVED SHOP DRAWINGS. ANY CHANGE REQUESTED SUBSEQUENT TO THE APPROVAL DATE MUST BE SUBMITTED IN WRITING AND ARE SUBJECT TO COST AND SCHEDULE IMPACTS ONCE ACCEPTANCE HAS BEEN MADE BY HUNTER DOUGLAS ARCHITECTURAL.



			
			
			
			
			
			
			
	XX-XX-XX	XX	XX
REV	DATE	REVISION DESCRIPTION	BY

SECTION DETAIL: RB 500+

XX

RB 500+

DRAWN BY: XX	DATE: XX-XX-XX
--------------	----------------

CHECKED BY: XX	DATE: XX-XX-XX
----------------	----------------

CH-4IN_BO-INSIDE